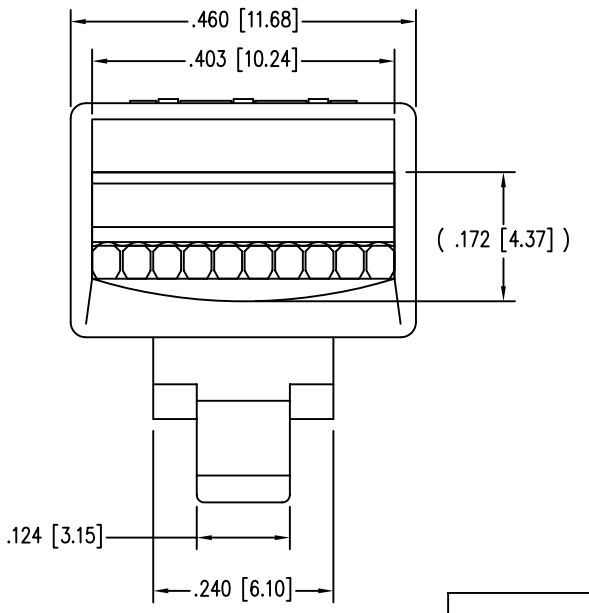
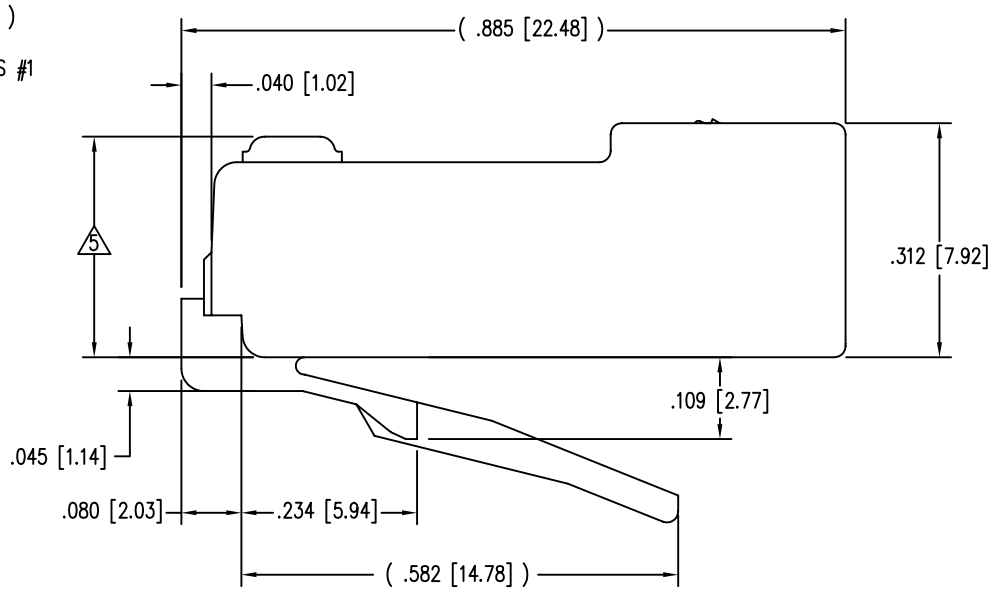
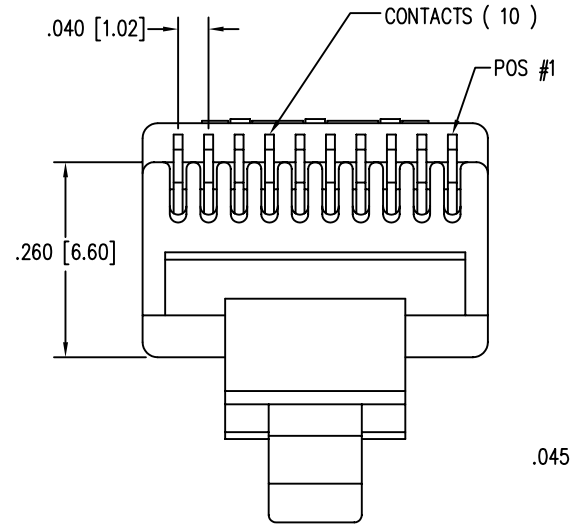
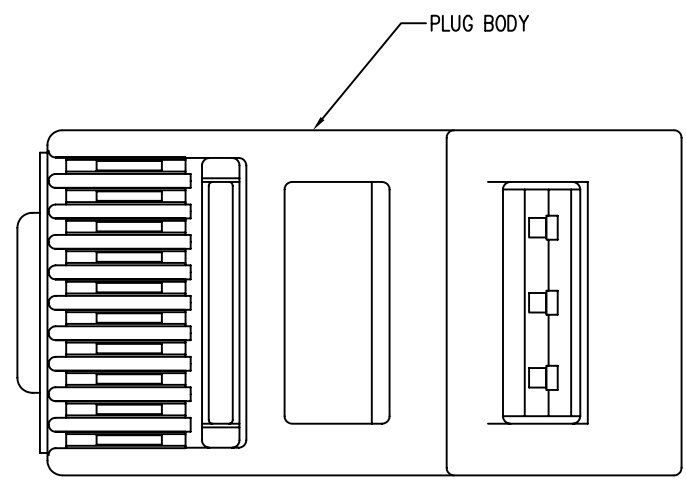


2

1

DATE	REV	ECN	APP'D. BY
1-16-06	B1	7440	JM
3-31-06	B2	7567	TRM



- NOTES:
- 1- MATERIALS:  
 PLUG BODY: POLYCARBONATE, UL 94-V0 , CLEAR  
 CONTACTS: PHOSPHOR BRONZE, SELECTIVE GOLD PLATING
  - 2- CONTACTS TERMINATE STRANDED CONDUCTORS UP TO .040 [1.02] OUTSIDE DIAMETER OF INSULATION.
  - 3- FOR PRODUCT SPECIFICATION SEE PR026-01.
  - 4- DIMENSIONS AND TOLERANCES COMPLY WITH FCC/CFR 47, PART 68.
- △ TERMINATED PLUG HEIGHT: .237 [6.02] ±.005 [0.13] ON CABLE

50 MICRO-INCHES [1.27um]	SS-30100-019
CONTACT PLATING IN MATING AREA	PART NUMBER


B

B

A

A

REV. 7/3/03



THIRD ANGLE PROJECTION

DO NOT SCALE DRAWING  
DRAWING IS SUBJECT TO CHANGE WITHOUT NOTICE

DIMENSIONS: INCHES [METRIC]

UNLESS OTHERWISE SPECIFIED  
TOLERANCES ARE ±.005 [0.13]  
ANGLES ARE ± 1°

SHEET NO. 1 OF 1

## Bel Stewart Connector

11118 Susquehanna Trail South  
Glen Rock, PA 17327-9199  
(717) 235-7512 Fax: (717) 235-7954 <http://www.stewartconnector.com>

TITLE: 10 CONDUCTOR / 10 POSITION LINE CORD MODULE WITH RADIAL BACK ; COLOR : CLEAR

DRN BY: DAB	DATE 7/31/03
APPD BY: RGC	DATE 8/07/03
DWG NO. CT300278	REV. B2

THIS DRAWING AND THE SUBJECT MATTER SHOWN THEREON ARE CONFIDENTIAL AND THE PROPRIETARY PROPERTY OF BEL STEWART CONNECTOR AND SHALL NOT BE REPRODUCED, COPIED, OR USED IN ANY MANNER WITHOUT PRIOR WRITTEN CONSENT OF BEL STEWART CONNECTOR. THE SUBJECT MATTER MAY BE PATENTED OR A PATENT MAY BE PENDING.

2

1

AutoCAD