THIS DRAWING IS UNPUBLISHED. RELEASED FOR PUBLICATION – ,– .
© COPYRIGHT – BY TYCO ELECTRONICS CORPORATION. ALL INTERNATIONAL RIGHTS RESERVED.

LOC	DIST
A	66

REVISIONS

P	LTR	DESCRIPTION	DATE	DWN	APVD
	H	ECR–08–010282	4–2008	MY	GB

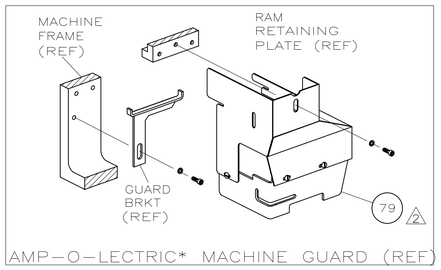

TERMINAL NAME:

RING	
41601	
41602	
41603	
41604	
42607	
42639	
TERM APPL SPEC	114–2084

CRIMPING DATA

PAD LTR	CRIMP HEIGHT	WIRE SIZE
A	.116 ±.002	12
B	.107 ±.002	14
C	NOT	USED
D	NOT	USED

CRIMP	SIZE	TYPE	RANGE
WIRE	.180	F	14–12
INSUL	.300	F	.170–.190

FEED	APPL INST	SET UP GAGE	LAYOUT
1.085	408–8039	458638–1	L–1342

WIRE STRIP LENGTH –

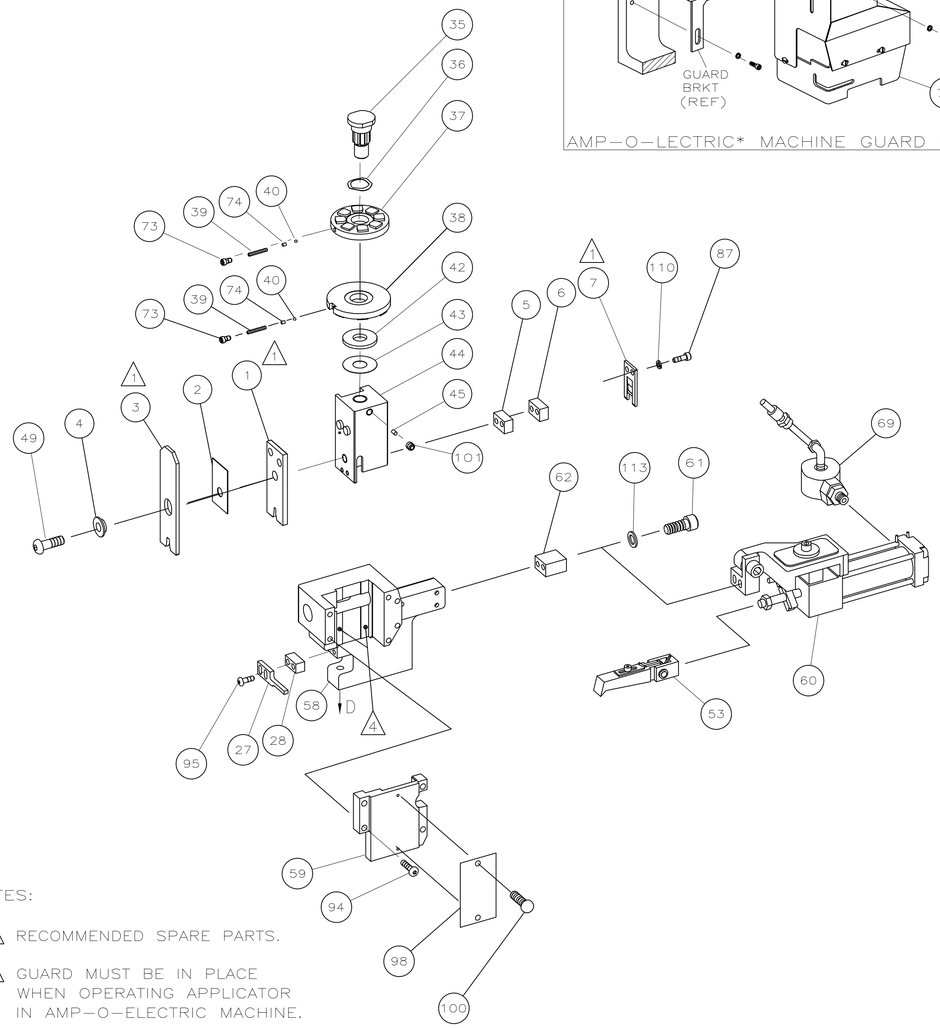

NOTES:

1. RECOMMENDED SPARE PARTS.
2. GUARD MUST BE IN PLACE WHEN OPERATING APPLICATOR IN AMP–O–ELECTRIC MACHINE.
3. LUBRICATE DAILY USING NO. 20 MACHINE OIL.
4. GREASE LIGHTLY.

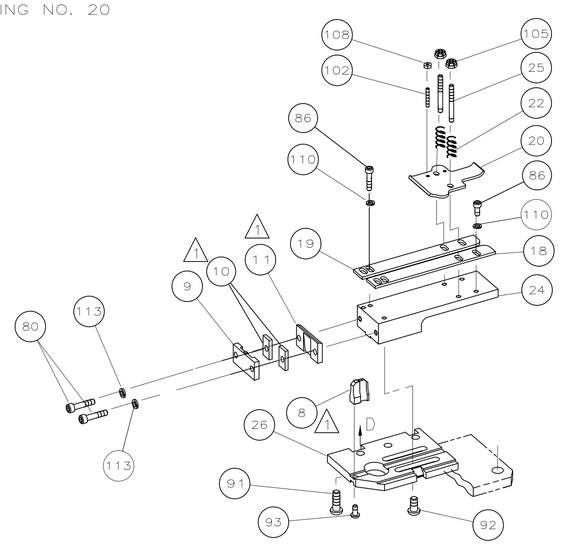

			ITEM NO
			129
			128
			127
			126
			125
			124
			123
			122
			121
			120
			119
			118
			117
			116
			115
			114
4	21024–5	WASHER,LOCK(NO.10)SHEAR PLATES	113
			112
			111
6	21024–4	WASHER,LOCK(NO.8)SHEAR BLADE	110
			109
2	21018–4	NUT,HEX MACH(4–40)DRAG	108
			107
			106
2	21022–2	NUT,HEX SELF–LOCK(8–32)DRAG STUD	105
			104
			103
2	2–21006–6	SCR,SKT SET OVAL PT(4–40x.75)DRAG	102
1	21009–2	SCR,SKT SET(1/4–20x.25 LOC–WEL)RAM	101
2	21017–2	SCR,DRIVE(#2x.19)IDENT PLATE	100
			99
1	461264–1	PLATE, IDENTIFICATION	98
			97
			96
2	2–21002–2	SCR,BHC(8–32x.50)STRIPPER	95
4	2–21002–9	SCR,BHC(10–32x.75)HSG CAP	94
1	22733–8	SCR,BHC(8–32x.38 LOC–WEL)ANVIL	93
			92
3	2–22733–8	SCR,BHC(1/4–20x.62)BASE PL	91
			90
			89
			88
2	2–21000–8	SCR,SKT CAP(8–32x.62)SHEAR BLADE	87
4	2–21000–7	SCR,SKT CAP(8–32x.50)STRIP GUIDE	86
			85
			84
			83
			82
			81
2	3–21000–7	SCR,SKT CAP(10–32x.75)SHEAR PLATE	80
2 REF	455750–7	GUARD ASSY	79
			78
			77
			76
			75
2	690603–1	SPRING, ASSIST	74
2	23030–1	SCR,SKT CAP(6–32x.25)CP DISC	73
			72
			71
–1	PART NO	DESCRIPTION	ITEM NO
QTY RQD	PARTS LIST		

QTY RQD	PART NO	DESCRIPTION	ITEM NO
			70
1	692655–7	AIR FEED VALVE ASSY	69
			68
			67
			66
			65
			64
			63
			62
2	3–21000–9	SCR,SKT CAP(10–32x1.00)AIR FD ASSY	61
1	2–460277–6	AIR FEED ASSY	60
1	454220–1	CAP, RAM	59
1	453736–1	HOUSING	58
			57
			56
			55
			54
1	460680–7	FEED FINGER ASSY	53
			52
			51
			50
1	690686–2	BOLT, CRIMPER(5/16–24x1.00)	49
			48
			47
			46
1	690191–1	PLUG, NYLON	45
1	455674–1	RAM	44
1	690125–1	WASHER, LAMINATED	43
1	690124–1	WASHER, RAM	42
			41
2	23241–6	BALL, STEEL	40
2	690170–1	SPRING, COMPRESSION	39
1	690142–1	DISC, INSULATION	38
1	4–455829–6	DISC, WIRE	37
1	22480–5	WASHER, SPRING	36
1	690212–1	POST, RAM	35
			34
			33
			32
			31
			30
			29
1	1–690451–3	SPACER, STRIPPER	28
1	690455–3	STRIPPER	27
1	455676–1	PLATE, BASE	26
2	22354–8	DRAG, STUD	25
1	455678–1	PLATE, STRIP GUIDE	24
			23
2	4–22281–1	SPRING, DRAG	22
			21
1	454177–1	DRAG, STOCK	20
1	3–458030–3	GUIDE, STRIP (REAR)	19
1	3–458031–3	GUIDE, STRIP (FRONT)	18
			17
			16
			15
			14
			13
			12
1 1	240644–1	PLATE, REAR SHEAR	11
2	1–240645–1	SPACER, SHEAR PLATE	10
1	240642–1	PLATE, FRONT SHEAR	9
1 1	4–683452–7	ANVIL	8
1	2–240651–8	BLADE, SLUG	7
1	2–240641–0	SPACER, SHEAR BLADE	6
1	2–240641–4	SPACER, SHEAR BLADE	5
1	238009–2	BLOCK, CRIMPER SPACER	4
1 1	2–683453–5	CRIMPER, INSULATION	3
1	1–455888–5	SPACER, CRIMPER	2
1 1	456428–9	CRIMPER, WIRE	1
–1	PART NO	DESCRIPTION	ITEM NO
QTY RQD	PARTS LIST		

THIS DRAWING IS A CONTROLLED DOCUMENT.

DIMENSIONS: INCHES

TOLERANCES UNLESS OTHERWISE SPECIFIED:
0 PLC ± –
1 PLC ± –
2 PLC ± –
3 PLC ± –
4 PLC ± –
ANGLES ± –

MATERIAL –
FINISH –

DWN 22APR2008 M.YOUNGER
CHK – T.MIDDLETON
APVD – G.BAILEY
PRODUCT SPEC –
APPLICATION SPEC –
WEIGHT –

Tyco Electronics
Tyco Electronics Corporation
Harrisburg, PA 17105–3608

NAME
MINIATURE QUICK CHANGE APPLICATOR
END FEED (RING)
–

SIZE	CAGE CODE	DRAWING NO	RESTRICTED TO
A1	00779	C–567335–1	–

CUSTOMER DRAWING | SCALE 1:1 | SHEET 1 OF 1 | REV H

* Trademark of AMP Incorporated

4805 (1/08)

23APR2008 1:13pm