

REV BZ

UNLESS OTHERWISE NOTED TOLERANCES ARE:  
 DIMENSIONS ARE IN INCHES  
 ONE PLACE DECIMALS ±.1 [3] THREE PLACE DECIMALS ±.005 [.13] ANGLES ± 2°  
 TWO PLACE DECIMALS ±.01 [.3] FOUR PLACE DECIMALS ±.0020 [.051]

TITLE: .050 X .050 CUTTABLE SOCKET STRIP DOUBLE ROW ASSEMBLY  
 DWG NO: SFMC-1XX-XX-XX-D-XX  
 SHEET 2 OF 2

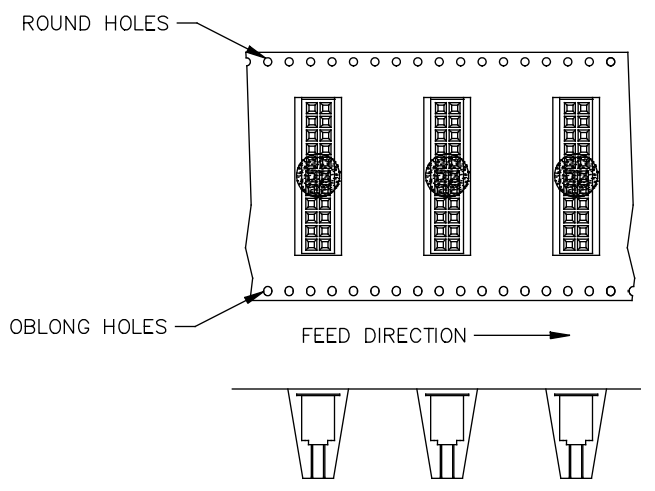


TABLE 3

POS	"A"
ODD	{(No OF POS x .050 [1.27]) / 2} - .1895 [4.813]
EVEN	{(No OF POS x .050 [1.27]) / 2} - .2145 [5.448]

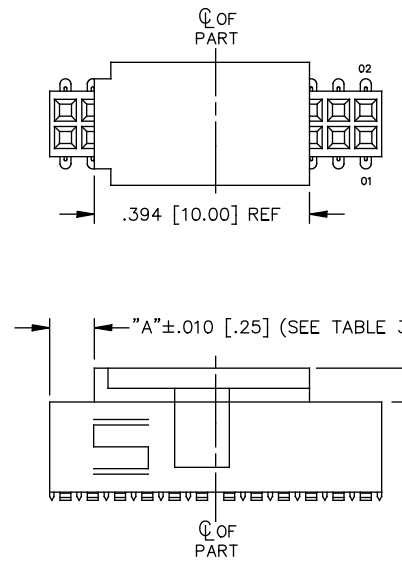


FIGURE 3  
 -P OPTION  
 (PAD MAY BE ORIENTED IN EITHER DIRECTION)

-TR TAPE AND REEL THROUGH HOLE  
 SCALE: .5x

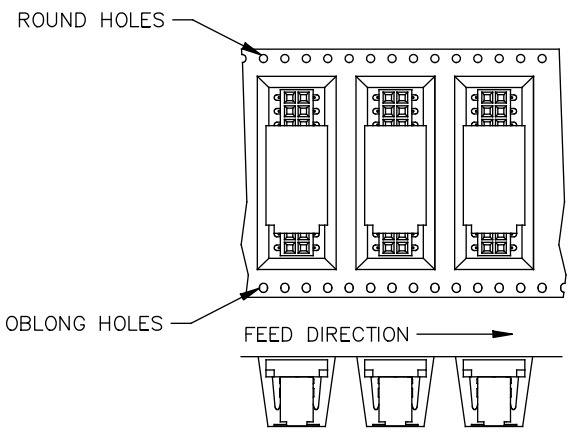
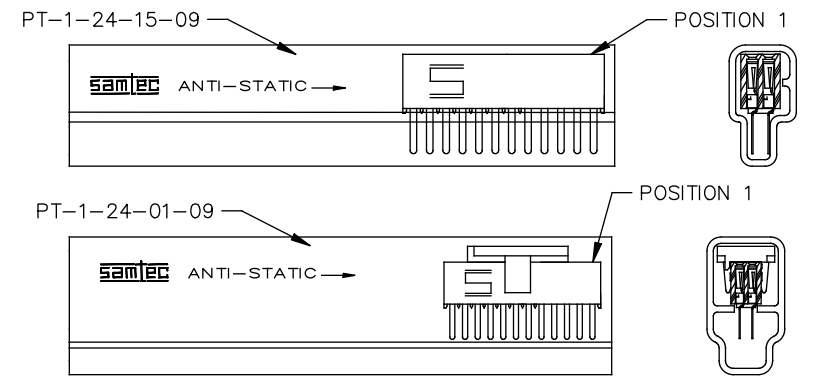


FIG 4  
 -TR TAPE AND REEL SURFACE MOUNT  
 SCALE: .5x

\* PROPRIETARY NOTE \*  
 THIS DOCUMENT CONTAINS CONFIDENTIAL AND PROPRIETARY INFORMATION AND ALL DESIGN, MANUFACTURING, REPRODUCTION, USE, PATENT RIGHTS AND SALES RIGHTS ARE EXPRESSLY RESERVED BY SAMTEC, INC. THIS DOCUMENT SHALL NOT BE DISCLOSED, IN WHOLE OR PART, TO ANY UNAUTHORIZED PERSON OR ENTITY NOR REPRODUCED, TRANSFERRED OR INCORPORATED IN ANY OTHER PROJECT IN ANY MANNER WITHOUT THE EXPRESS WRITTEN CONSENT OF SAMTEC, INC.

PACKAGE PARTS IN TUBE AS SHOWN



EXISPROD\ASSEMBLY\050 SFMCASM2

520 PARK EAST BLVD. NEW ALBANY, INDIANA 47150  
 PHONE (812) 944-6733 P.O. BOX 1147  
 CODE 55322

MADE BY: BRATCHER 10-5-94

SFMC-1XX-XX-XX-D-XX  
 SHEET 2 OF 2