

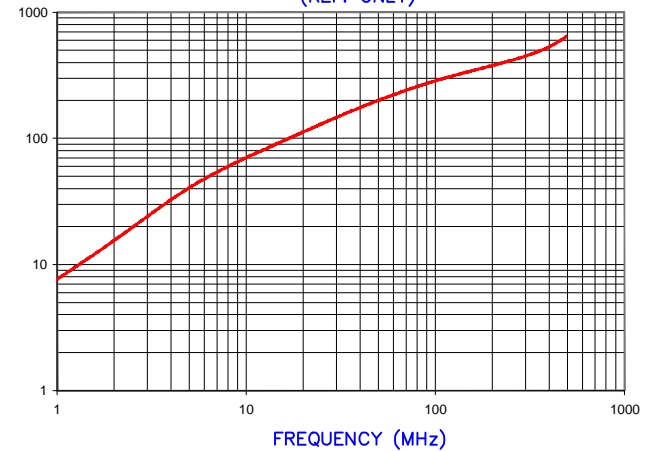
**CORE DIMENSIONS:**

A	25.91 [1.020]	+	0.46 [.018]
B	13.06 [.514]	+	0.25 [.010]
C	28.58 [1.125]	+	0.64 [.025]
D	12.95 [.510]	+	0.18 [.007]

IMPEDANCE ( Z )			
Frequency	25 MHz	100 MHz	300 MHz
Nominal (REF)	130 Ω	280 Ω	440 Ω
Minimum	- Ω	224 Ω	- Ω

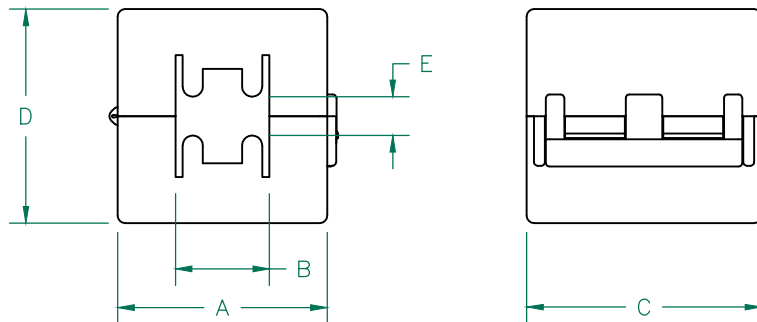
Z vs. FREQUENCY  
(REF. ONLY)

(5)



AGILENT E4991A Impedance/Material Analyzer  
HP 16092A-Test Fixture, REF 3158

**UNCONTROLLED DOCUMENT**




**CASE DIMENSIONS:**

A	29.00 [1.142]	+	REF.
B	13.00 [.512]	+	REF.
C	32.50 [1.280]	+	REF.
D	29.62 [1.166]	+	REF.
E	5.64 [.222]	+	REF.

**NOTES:**

- ASSEMBLED PART #: 28A2024-0A0
- CASE COLOR: WHITE.

DIMENSIONS ARE IN mm[INCHES].				This print is the property of Laird Tech. and is loaned in confidence subject to return upon request and with the understanding that no copies shall be made without the written consent of Laird Tech. All rights to design or invention are reserved.			
T	UPDATE COMPANY LOGO	06/11/10	JUN				
S	UPDATE 100 MHz MINIMUM VALUE CORRECT CASE DIM "B" TOLERANCE SYMBOL	06/07/07	TMB				
R	UPDATE COMPANY LOGO	04/18/07	TMB				
Q	CHANGE CASE TOLERANCES TO REF. UPDATE "D" DIM ON CASE AND ADD E DIM TO CASE REMOVE CORE & CASE P/N REFERENCE REVISE NOTES	08/24/06	TMB				
P	CHANGE P/N FROM 0A*, ADD REF # UPDATE NOTES AND Z SPECS	06/28/04	JRK	PROJECT/PART NUMBER:	REV	PART TYPE:	DRAWN BY:
REV	DESCRIPTION	DATE	INT	28A2024-0A0	T	FERRITE SNAP ON	JAZ
				DATE:	SCALE:	MATERIAL:	
				CAD #	TOOL #	FERRITE	
				28A2024-0A0-T	-		