

DO NOT SCALE
DIMENSIONS IN mm

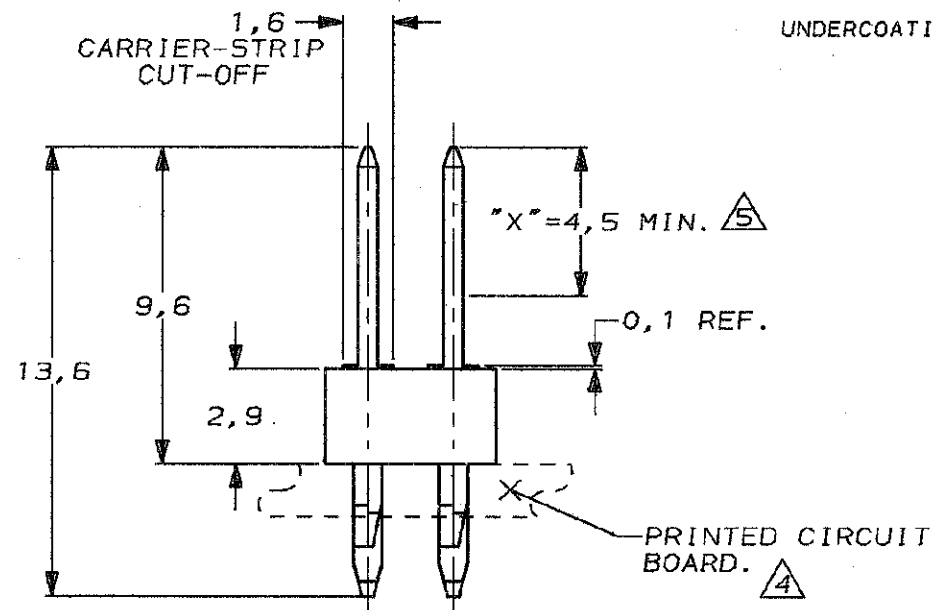
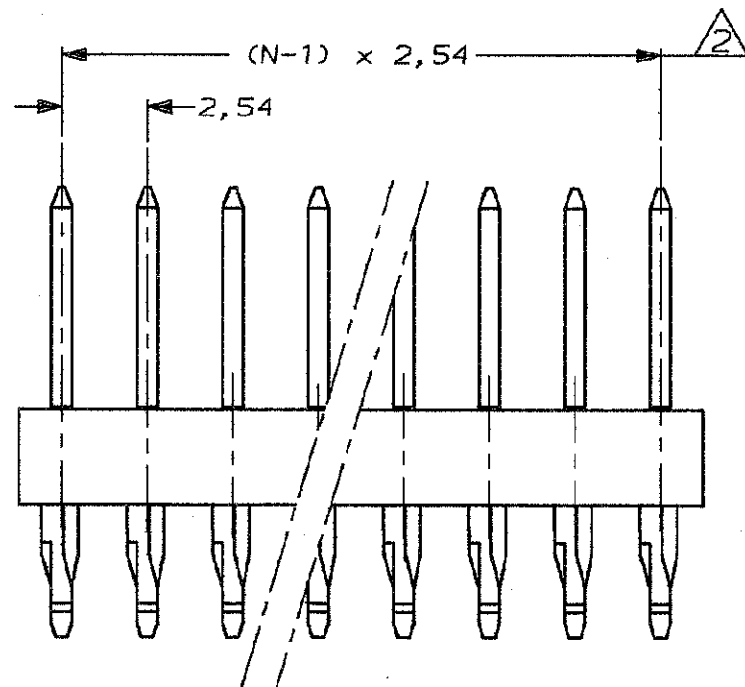
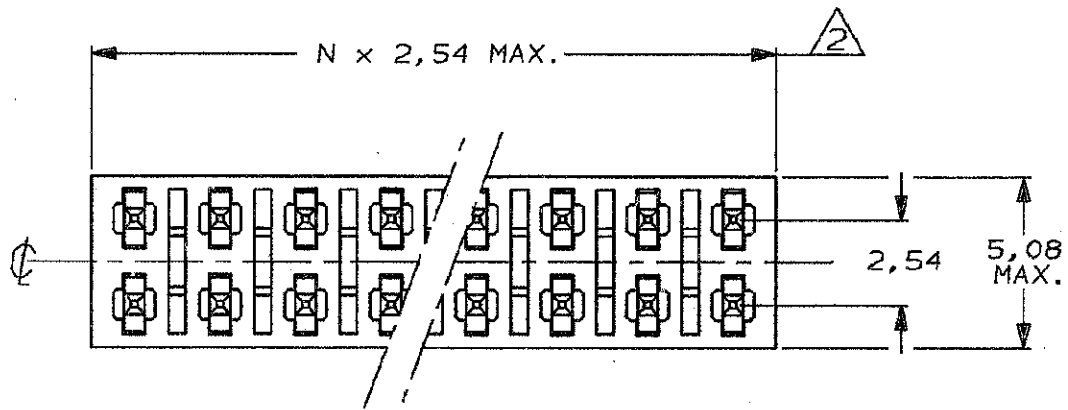
METRIC

THIRD ANGLE
PROJECTION



NOTES:

1. CONTACT HOUSING RETENTION FORCE >1,5 N
- △ TO DETERMINE DIMENSIONS TAKE N = Nr. OF POSITIONS.
FOR EXAMPLE 10 POS. ; N x 2,54 = 25,40 mm
- △ MATERIAL HOUSING ; GREEN GLASSFILLED POLYESTER.
MATERIAL CONTACT ; PHOSPHOR BRONZE
FOR ORDERNR. USE BASIC NR. + NR OF POSITIONS.
FOR EXAMPLE : 2 POS. = 215447-2 (SHORTEST VERSION)
40 POS. = 4-215447-0 (LONGEST VERSION)
- △ ACTION PIN SUITABLE FOR 1,6mm MIN. P.C.BOARD THICKNESS.
- △ PLATING ; AREA "X" Au-PLATED 0,76µm THICKNESS.
ACTION-PIN AREA, SnPb-PLATED 1,27µm THICKNESS.
UNDERCOATING ; 1,27µm NI ALL OVER.



P.C.B. HOLE DIM. ACTION PIN	
DRILLED HOLE	:1,15 ±0,025 mm
FIN. HOLE	:0,94 to 1,09 mm
AFTER REFLOW	:0,91 to 1,09 mm
Cu-thks	:0,025 to 0,075 mm
SnPb-thks	:0,004 to 0,010 mm

CUSTOMER
DRAWING

FOR REFERENCE ONLY
WILL NOT BE UPDATED

FINISH	MATERIAL	PARTNUMBER
--------	----------	------------

AMP AMP-HOLLAND B.V.
's-Hertogenbosch, The Netherlands.

THIS DRAWING IS UNPUBLISHED RELEASED FOR PUBLICATION, 1988

© COPYRIGHT 1988 BY AMP-HOLLAND B.V.
ALL INTERNATIONAL RIGHTS RESERVED.
AMP PRODUCTS MAY BE COVERED BY U.S. AND FOREIGN PATENTS AND/OR
PATENTS PENDING.

DR. L.V.D.HEIJDEN	DATE 01.02.1988	WIRE RANGE -	NAME 40 POS.MOD 2/ACTION PIN HEADER 2,54 CTR'S DUAL ROW	REV. DATE D M Y 201088
CHK. P.V.D.HAGEN	DATE -	INSUL. RANGE -	SIZE A3	REV.LTR. C
APP. L.V.SOEST	DATE -	SHEET 1 OF 1	DWG. No. C-215447	

8 7 6 5 4 3 2 1