


RJ Field – RJF TV

Environmentally Sealed Receptacles



Environmental sealing:
Protection of equipment against ingress of solid foreign bodies and dust as well as water (temporary dive-in)
IP (International Protection) and 2 figures (e.g. 67) means protection class.

Description

RJField allows you to use an Ethernet D Class / Cat.5e connection for 10 BaseT, 100 BaseTX or 1000 BaseT networks in harsh environments:

- Sealed against fluid and dust (IP67) in mated and unmated conditions
- Shock, Vibration and Traction resistant
- No cabling operation in field and no tools required
- Mechanical Coding / Polarization (4 positions)

With the patented RJStop® system you can use a **standard RJ45 cordset** in a metallic plug which will protect it from shocks, dust and fluids.

No hazardous in-field cabling and grounding!

RJ Field receptacle sealed to IP67

Sealed Receptacle


In some applications, a **transversal sealing** for the receptacle is a « must ». This will prevent fluids and dust to go through the receptacle when plug or cap are not mated to the receptacle. The version “S” (sealed solution) has a compound at the rear of the receptacle as shown on the examples below. This feature is available both in RJF and RJF TV shells (please consult the relevant data sheet for product details and accessories).

In addition, the **Sealed RJF TV** have been successfully tested in **very high vibration** corresponding to airplanes applications.



Electronica 2004 :
RJField awarded « Component Product of the Year »

Examples :



RJF 7SA1 G



RJF TV 7SA2 G 05 100BTX

DOC-000047-ANG-D - Nov. 2004

Applications

- Outdoor Equipments
- Airplanes Equipments
- Tactical Radios
- Shelters
- Rugged computers
- Data Acquisition and Transmission in Harsh Environment

Amphenol®



Main Characteristics

• Same as the RJF and RJF TV series ... a complete IP67 sealing feature of the receptacle (even with no plug or no protective cap mated) is added.

IP 67 means immersion during 30 min. under 1 meter of water (watertight).

• Outside dimensions are the same as the standard RJF and RJF TV series.

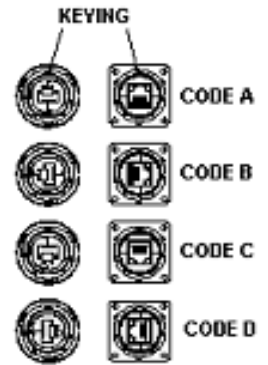
• **Important Note** : Due to the compound, the coding of the connector must be done in the factory : use the codes A, B, C or D in the Part Number.

• **Vibrations** : The compounded versions of the RJF TV have been tested in vibration following the NAS 1599 Aeronautic specification (Ambient temperature) :

5 - 3000 Hz, 20g, 2,5 mm [.1 inch] double amplitude, 3 axes, 12 hours

Note : This specification exceeds MIL-C-26500 requirements.

INSERT CODES



Part Number Code

HOW TO ORDER

Series	RJF TV	7S	A	2	G	03	100 BTX
RJF : MIL-C-26482 bayonet							
RJFTV : MIL-C-38999 series III							
Shell Type							
2S : Sealed Square Flange Receptacle							
7S : Sealed Jam Nut Receptacle							
Coding							
A,B,C,D							
Back Terminations (For Receptacles only)							
1 : Female RJ45							
2 : RJ45 Cordset							
Shell Finishes							
B : Black Coating							
N : Nickel (Note : with this version, receptacle inserts are metallized)							
G : Olive Drab Cadmium (Note : with this version, receptacle inserts are metallized)							
Cordset Length (For Receptacles with "2" Back Termination only)							
03 : 0.3 meters [11.81 inches]							
05 : 0.5 meters [19.68 inches]							
10 : 1 meter [39.37 inches]							
15 : 1.5 meters [59.05 inches]							
Cabling Configuration (For "2" Receptacles only)							
100BTX : 10/100 Base TX							
568A							
568B							

- Examples :
- Bayonet, A coding, Olive Drab Cadmium Jam Nut sealed receptacle with female RJ45 Back termination : RJF 7SA 1 G
 - Bayonet, A coding, Black square flange sealed receptacle, Female RJ45 Back termination: RJF 2SA 1 B
 - Series III, A coding, Olive Drab Cadmium Jam Nut sealed receptacle, 1.5m [59.05"] 100 BTX cordset : RJF TV 7SA 2 G15 100BTX

