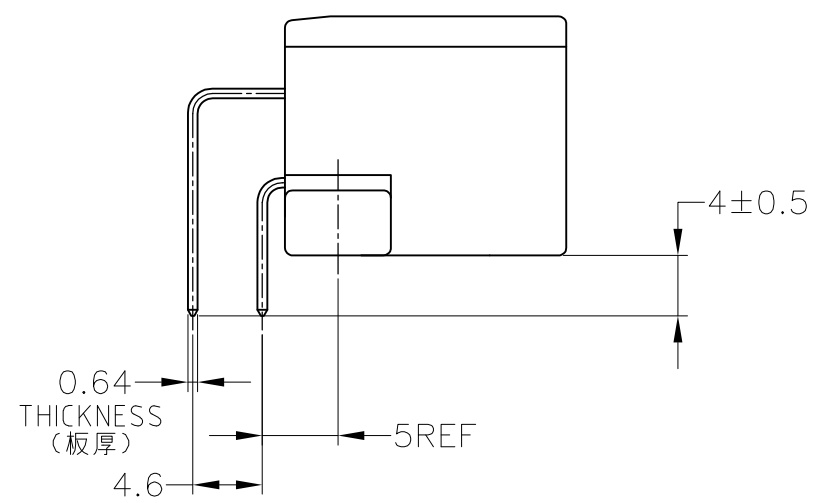
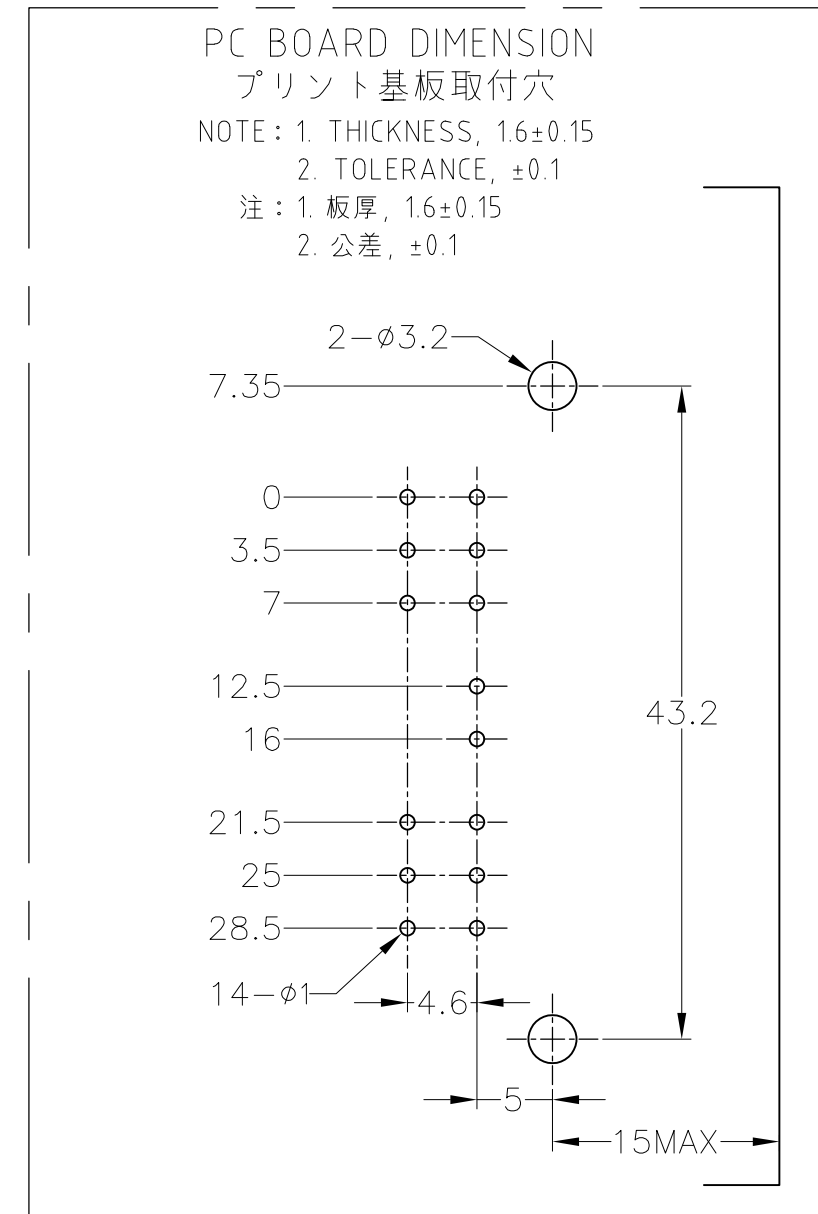
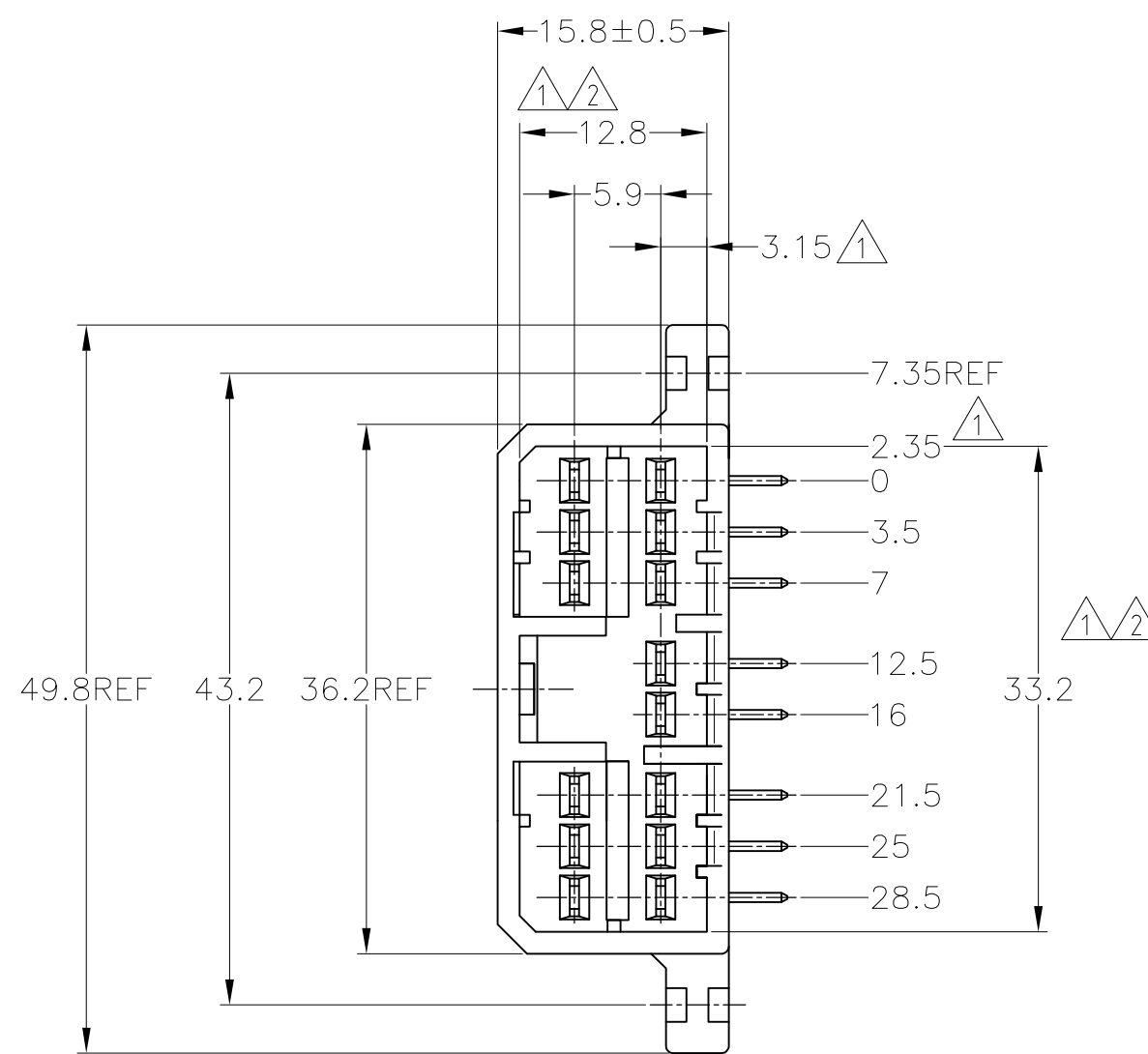
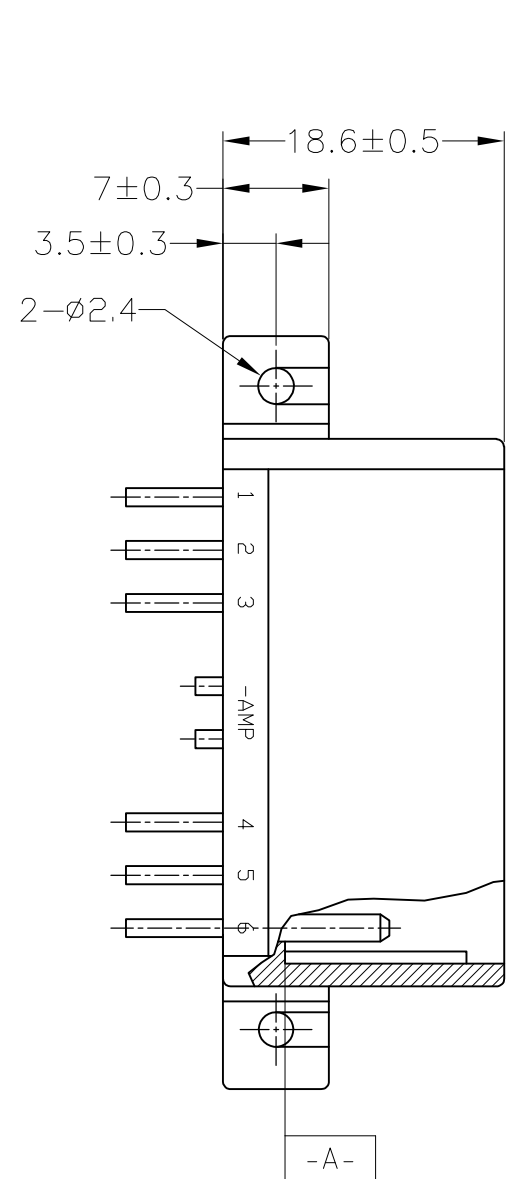


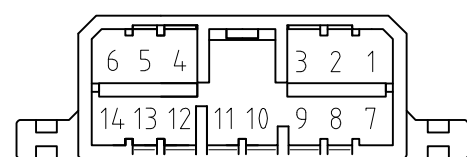
THIS DRAWING IS UNPUBLISHED. RELEASED FOR PUBLICATION
 © COPYRIGHT - By - ALL RIGHTS RESERVED.

LOC	DIST	REVISIONS					
		P	LTR	DESCRIPTION	DATE	DWN	APVD
J	-	J2		REVISED PER ECO-11-005140	28MAR11	RK	HMR



- △-A- 面より2mmの範囲で測定。
- △相手ハウジングと所定の機能を満足して嵌合できること。
- 3. プリント基板への取付は、JIS B1115又は1122, M3×6ナベ (2種又は4種) のタッピンネジで締付けた後ハンダ付する。(締付けトルク4kg-cm以下)
- △回路番号: 下図参照のこと。

- △1 TO BE MEASURED BETWEEN -A- AND 2.
- △2 TO BE MATE WITH PLUG HSG SMOOTHLY.
- 3. TO BE USE M3 TAPPING SCREW JIS B1115 OR 1122 (TYPE 2 OR 4) BEFORE SOLDER.
- △4 CIRCUIT NUMBER.



TOLERANCES UNLESS OTHERWISE SPECIFIED:
 一般公差

10 ₂	±0.2
30 ₂	>10 : ±0.25
100 ₂	>30 : ±0.3
	ANGLE : ±3°

V-2	PRE-TIN		-	WHITE	9-173860-1
	SELECTIVE-TIN	PRE-TIN	-	WHITE	7-173860-1
	SELECTIVE-TIN	PRE-TIN	-	GREEN	3-173860-1
	TIN-LEAD	SELECTIVE GOLD	1~14	GREEN	2-173860-4
HB	TIN-LEAD	SELECTIVE GOLD	1~14	WHITE	2-173860-1
	PRE-TIN		-	BLUE	173860-5
	PRE-TIN		-	GRAY	173860-6
	PRE-TIN		-	GREEN	173860-4
PRE-TIN		-	WHITE	173860-1	
FLAMMABILITY OF MATERIAL 使用材料難燃グレード	SOLDERING SIDE 半田付け部	CONTACT SIDE 接触部側	GOLD PLATED CIRCUIT NO 金めっき回路番号		COLOR 色
	CONTACT FINISH コンタクト仕上		△4		PART NUMBER 製品型番

THIS DRAWING IS A CONTROLLED DOCUMENT.

DWN	S.FUJITA	10DEC08
CHK	K.BETSUI	10DEC08
APVD	K.BETSUI	10DEC08
PRODUCT SPEC	製品規格	108-5216
APPLICATION SPEC	取付適用規格	-

MATERIAL 材料: HOUSING: PBT CONTACT: BRASS

FINISH 仕上: SEE TABLE

TE Connectivity

070 SERIES MULTI-LOCK I/O CONNECTOR
 14POSITION CAP HOUSING ASSEMBLY
 (H-TYPE)

SIZE	A2	CAGE CODE	00779	DRAWING NO	173860	RESTRICTED TO	-
SCALE	2:1	SHEET	1 OF 1	REV	J2		