Restricted to: General Release

USED ON

THIS DRAWING IS A CONTROLLED DOCUMENT PER NP 10068278

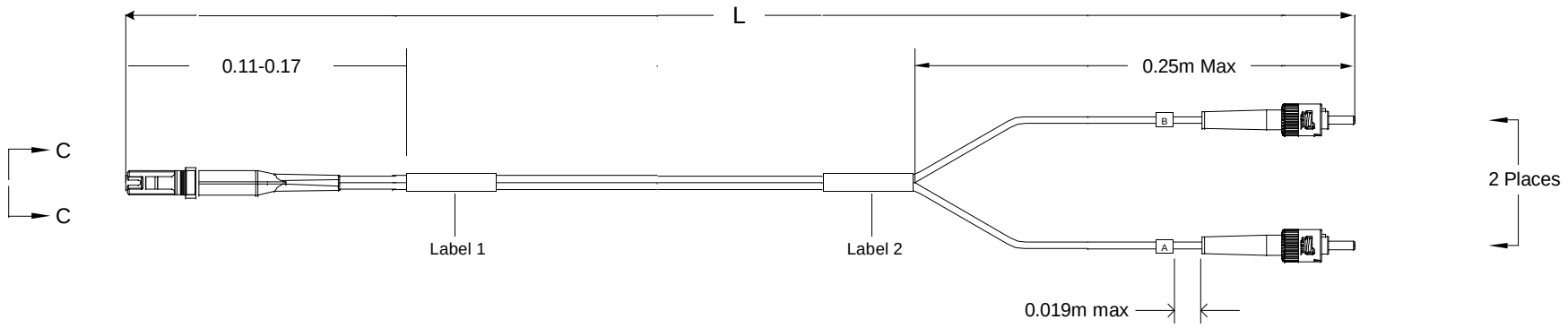

Left Side

Connector(s): MT-RJ SECURE (No Pins)
Mode: MM
Housing Color: Green
Geom. Spec: 115-1215

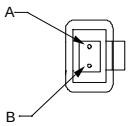

VIEW C-C
NOT TO SCALE

Fiber Path

Fiber A - ——— B
Fiber B - ——— A

Notes:

1 IL tested at 1300nm.
2 Product and Processing must meet requirements of Tyco Electronics Standard 230-702
3 Label 2 will not be present on any cable assembly less than 5 meters long.
4 Includes dust caps (not shown on print).

Right Side

Connector(s): ST
Mode: MM
Housing Color: N/A
Geom. Spec: N/A

THIS INFORMATION IS CONFIDENTIAL AND PROPRIETARY TO TYCO ELECTRONICS CORPORATION AND ITS WORLDWIDE SUBSIDIARIES, AND MAY NOT BE REPRODUCED, USED, OR DISCLOSED EXCEPT AS AUTHORIZED BY TYCO ELECTRONICS PERSONNEL, WITHOUT WRITTEN AUTHORIZATION FROM TYCO ELECTRONICS CORPORATION, HARRISBURG, PENNSYLVANIA USA.

LOC	DIST
CE	16

CAC Customer Layout Rev: D

B	Rev Per EC# 06-022379	9/27/2006	-	MK	
P	LTR	REVISION RECORD	DATE	DWN	APVD

DIMENSIONS: meters

TOLERANCES UNLESS OTHERWISE SPECIFIED:
0 PLC # -
1 PLC # -
2 PLC # -
3 PLC # -
4 PLC # -

Customer Print

DWN: Cable Assy Configurator	MATERIAL: -	HEAT TREAT: -	
CHK: Michael Kepko	AMP Tyco Electronics, Inc. Harrisburg, PA 17105-3608		
APVD: Michael Kepko			
NAME: FO C/A - 2 fiber, 62.5/125, OFNR (Riser) jacket, MT-RJ SECURE (No Pins) to ST			
SCALE: NTS	SIZE: A2	DRAWING NO: C- 6278900	SHEET: 1 of 3	REV: B

8 7 6 5 4 3 2 1

D C B A

Restricted to: General Release

USED ON

Part #	L (meters)	L (feet)	MT-RJ SECURE (No Pins), Green IL (dB)	MT-RJ SECURE (No Pins), Green RL (dB)	ST IL (dB)	ST RL (dB)
0-6278900-1	0.950 - 1.050	3.11 - 3.44	0.5	20	0.5	-
0-6278900-2	1.950 - 2.050	6.39 - 6.72	0.5	20	0.5	-
0-6278900-3	2.950 - 3.050	9.67 - 10.00	0.5	20	0.5	-
0-6278900-4	3.920 - 4.080	12.86 - 13.38	0.51	20	0.51	-
0-6278900-5	4.920 - 5.080	16.14 - 16.66	0.51	20	0.51	-
0-6278900-6	5.920 - 6.080	19.42 - 19.94	0.51	20	0.51	-
0-6278900-7	6.920 - 7.080	22.70 - 23.22	0.51	20	0.51	-
0-6278900-8	7.920 - 8.080	25.98 - 26.50	0.51	20	0.51	-
0-6278900-9	8.850 - 9.150	29.03 - 30.01	0.51	20	0.51	-
1-6278900-0	9.850 - 10.150	32.31 - 33.30	0.52	20	0.52	-
1-6278900-1	10.850 - 11.150	35.59 - 36.58	0.52	20	0.52	-
1-6278900-2	11.850 - 12.150	38.87 - 39.86	0.52	20	0.52	-
1-6278900-3	12.850 - 13.150	42.15 - 43.14	0.52	20	0.52	-
1-6278900-4	13.850 - 14.150	45.43 - 46.42	0.52	20	0.52	-
1-6278900-5	14.850 - 15.150	48.72 - 49.70	0.52	20	0.52	-
1-6278900-6	15.840 - 16.160	51.96 - 53.01	0.52	20	0.52	-
1-6278900-7	16.830 - 17.170	55.21 - 56.33	0.53	20	0.53	-
1-6278900-8	17.820 - 18.180	58.46 - 59.64	0.53	20	0.53	-
1-6278900-9	18.810 - 19.190	61.71 - 62.95	0.53	20	0.53	-
2-6278900-0	19.800 - 20.200	64.96 - 66.27	0.53	20	0.53	-
2-6278900-1	20.790 - 21.210	68.20 - 69.58	0.53	20	0.53	-
2-6278900-2	21.780 - 22.220	71.45 - 72.90	0.53	20	0.53	-
2-6278900-3	22.770 - 23.230	74.70 - 76.21	0.53	20	0.53	-
2-6278900-4	23.760 - 24.240	77.95 - 79.52	0.54	20	0.54	-
2-6278900-5	24.750 - 25.250	81.20 - 82.84	0.54	20	0.54	-
2-6278900-6	25.740 - 26.260	84.44 - 86.15	0.54	20	0.54	-
2-6278900-7	26.730 - 27.270	87.69 - 89.46	0.54	20	0.54	-
2-6278900-8	27.720 - 28.280	90.94 - 92.78	0.54	20	0.54	-
2-6278900-9	28.710 - 29.290	94.19 - 96.09	0.54	20	0.54	-
3-6278900-0	29.700 - 30.300	97.44 - 99.40	0.55	20	0.55	-
3-6278900-1	30.690 - 31.310	100.68 - 102.72	0.55	20	0.55	-
3-6278900-2	31.680 - 32.320	103.93 - 106.03	0.55	20	0.55	-
3-6278900-3	32.670 - 33.330	107.18 - 109.35	0.55	20	0.55	-
3-6278900-4	33.660 - 34.340	110.43 - 112.66	0.55	20	0.55	-
3-6278900-5	34.650 - 35.350	113.68 - 115.97	0.55	20	0.55	-
3-6278900-6	35.640 - 36.360	116.92 - 119.29	0.55	20	0.55	-
3-6278900-7	36.630 - 37.370	120.17 - 122.60	0.56	20	0.56	-
3-6278900-8	37.620 - 38.380	123.42 - 125.91	0.56	20	0.56	-
3-6278900-9	38.610 - 39.390	126.67 - 129.23	0.56	20	0.56	-
4-6278900-0	39.600 - 40.400	129.92 - 132.54	0.56	20	0.56	-
5-6278900-0	49.500 - 50.500	162.40 - 165.68	0.58	20	0.58	-
9-6278900-1	0.274 - 0.334	0.89 - 1.09	0.5	20	0.5	-

Qty	U of M	Description	Item No.
1	piece	DUST COVER, MT-RJ	1
1	piece	SPRING, MT-RJ, 3.8 DESIGN	2
1	piece	PIN KEEPER, 3.8MM	3
1	piece	MT-RJ, SPRING PUSH, UNIVERSAL	4
1	piece	CRIMP EYELET, MT-RJ	5
1	piece	MT-RJ Keyed Connector Housing - Green	6
0.0139	sheet	Leg Label - "A"	7
0.0139	sheet	Leg Label - "B"	8
1	piece	MT-RJ FERRULE, THERMOPLAST,MM	9
2	piece	Crimp Eyelet	10
2	piece	ST Short Boot - 1.6 to 2.0mm, Beige	11
2	piece	ST Connector, Ceramic, Metal Nut	12
2	piece	2.5mm ferrule cover	13
2	piece	PVC Build-up tubing	14
AR	meter	2 fiber, 62.5/125, 1.8 mm, Twinzip, Orange, OFNR (Riser)	15
1	piece	MT-RJ TwinZip Bend Limiting Boot, Beige	16
2	piece	Trace Label	17

THIS DRAWING IS A CONTROLLED DOCUMENT.

THIS INFORMATION IS CONFIDENTIAL AND PROPRIETARY TO TYCO ELECTRONICS CORPORATION AND ITS WORLDWIDE SUBSIDIARIES, AND IS NOT TO BE DISCLOSED TO ANY THIRD PARTIES, NOR REPRODUCED, IN WHOLE OR IN PART, WITHOUT THE EXPRESS WRITTEN AUTHORIZATION OF TYCO ELECTRONICS CORPORATION. PRINTED FROM TYCO ELECTRONICS CORPORATION, HARRISBURG, PENNSYLVANIA USA.

REV	LTR	REVISION RECORD	DATE	DWN	APVD
B		Rev Per EC# 06-022379	9/27/2006	-	MK

DIMENSIONS: meters

TOLERANCES UNLESS OTHERWISE SPECIFIED:
0 PLC ± -
1 PLC ± -
2 PLC ± -
3 PLC ± -
4 PLC ± -

Customer Print

DWN: Cable Assy Configurator
CHK: Michael Kepko
APVD: Michael Kepko
MATERIAL: -
HEAT TREAT: -

AMP Tyco Electronics, Inc. Harrisburg, PA 17105-3608

NAME: FO C/A - 2 fiber, 62.5/125, OFNR (Riser) jacket, MT-RJ SECURE (No Pins) to ST

SCALE: NTS | SIZE: A2 | DRAWING NO: C- 6278900 | SHEET: 2 of 3 | REV: B

LOC CE
DIST 16

CAC Customer Layout Rev: D

8 7 6 5 4 3 2 1

D C B A

Restricted to: General Release

Part #	L (meters)	L (feet)	MT-RJ SECURE (No Pins), Green IL (dB)	MT-RJ SECURE (No Pins), Green RL (dB)	ST IL (dB)	ST RL (dB)
9-6278900-2	120.780 - 123.220	396.25 - 404.26	0.68	20	0.68	-
9-6278900-3	91.080 - 92.920	298.81 - 304.85	0.64	20	0.64	-

Label 1 Per specification 107-1645-1

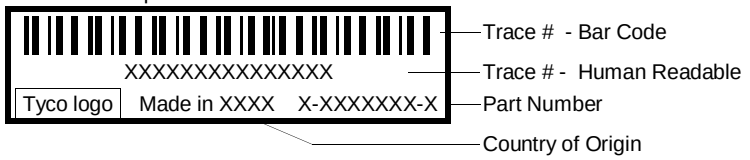

This label is used on all lengths on this drawing.

Label 2 Per specification 107-1645-1

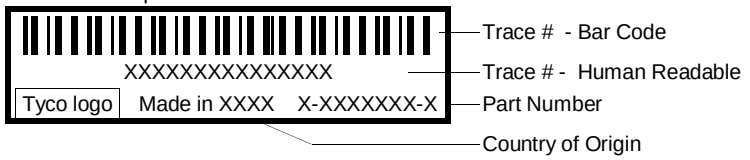

This label is used on all lengths on this drawing.

THIS DRAWING IS A CONTROLLED DOCUMENT.

DWG NO

USED ON

THIS INFORMATION IS CONFIDENTIAL AND PROPRIETARY TO TYCO ELECTRONICS CORPORATION AND ITS WORLDWIDE SUBSIDIARIES AND AFFILIATES. IT MAY NOT BE DISCLOSED TO ANYONE, OTHER THAN TYCO ELECTRONICS PERSONNEL, WITHOUT WRITTEN AUTHORIZATION FROM TYCO ELECTRONICS CORPORATION, HARRISBURG, PENNSYLVANIA

P	LTR	REVISION RECORD	DATE	DWN	APVD
	B	Rev Per EC# 06-022379	9/27/2006	-	MK

DIMENSIONS: meters

TOLERANCES UNLESS OTHERWISE SPECIFIED:
0 PLC ± -
1 PLC ± -
2 PLC ± -
3 PLC ± -
4 PLC ± -

Customer Print

DWN Cable Assy Configurator
CHK Michael Kepko
APVD Michael Kepko
MATERIAL -
HEAT TREAT -
AMP Tyco Electronics, Inc. Harrisburg, PA 17105-3608
NAME FO C/A - 2 fiber, 62.5/125, OFNR (Riser) jacket, MT-RJ SECURE (No Pins) to ST
SCALE NTS
SIZE A2
DRAWING NO C- 6278900
SHEET 3 of 3
REV B

LOC CE
DIST 16

CAC Customer Layout Rev: D

8 7 6 5 4 3 2 1

D C B A