
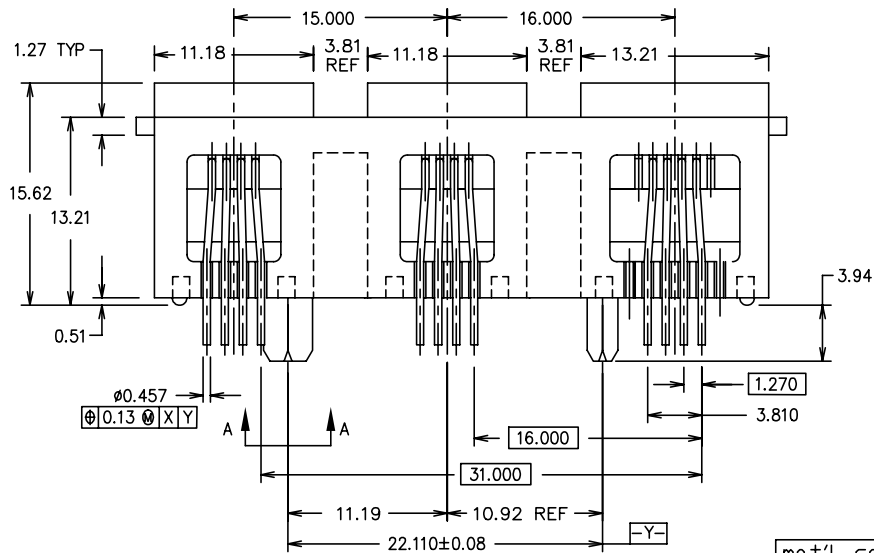
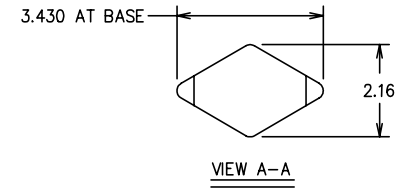
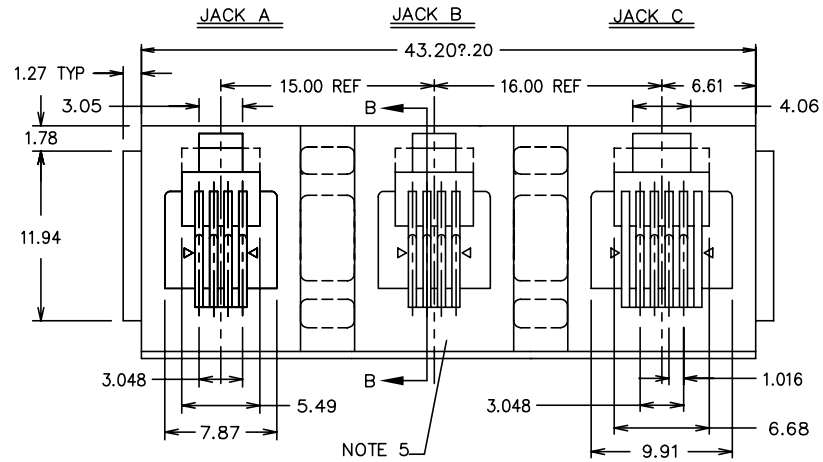


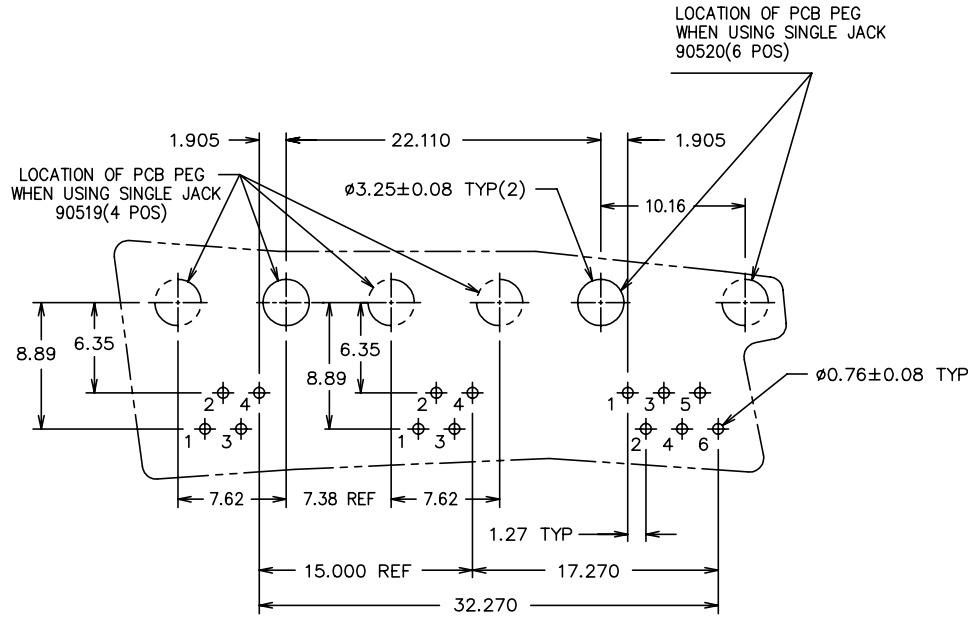
PRODUCT NO.
92266-XXXLF



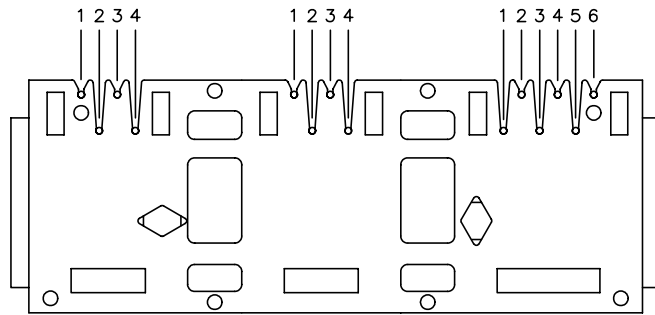
mat'l. code		surface ISO1302 ✓		tolerance ISO1101 ISO406		projection mm		product family MOD JACK	
ltr ecn nodr		date		tolerances unless otherwise specified		scale 2.0		title	
E	V10414	BKB	1/23/01	angle	0.X±0.3	mm		3-IN-1 GANG JACK	
F	V03-1103	PJ	10/22/03	0°±2'	0.XX±0.15			SOLID PEG (4P+4P+6P)	
G	M05-0066	ERE	04/15/05		0.XXX±0.05			dwg no	
H	N08-0273	SH MMD	12/23/08	chr	K.CHOU	10/5/92	sheet 1 of 2		size
J	ELX-N-010683	SH MMD	3/14/12	enr	TONY CHEN	10/5/92	92266		A4
				chr	TONY CHEN	10/5/92	type		Product Customer Drawing
				appd	JENN TSAO	10/5/92			
sheet index	revision	J	J						
	sheet	1	2						

PRODUCT NO.
92266-XXXLF

PRODUCT NO ⑥	WIRE NUMBER LOADED			DIM D	PACKAGING NOTE 4
	JACK A(4 POS)	JACK B(4 POS)	JACK C(6 POS)		
92266-X01LF 92266-X01HLF	ALL	ALL	2.3.4.5	2.41±.51	
92266-X02LF 92266-X02HLF	ALL	ALL	2.3.4.5	2.41±.51	GPax
92266-X03LF 92266-X03HLF	ALL	ALL	ALL	2.41±.51	
92266-X04LF 92266-X04HLF	ALL	ALL	ALL	2.41±.51	GPax
92266-X05LF 92266-X05HLF	ALL	ALL	2.3.4.5	3.18±.51	



BOARD LAYOUT VIEW FROM TOP (4 POS + 4 POS + 6POS)

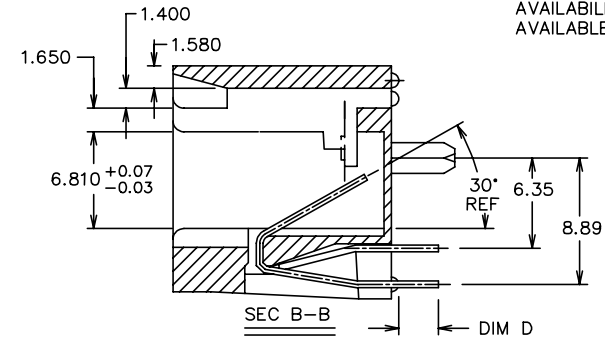


CONTACT SPRING WIRE POS.

MEETS PIP PROCESS PRODUCT NO.

PLATING CODE X	PLATING ⑨
0	5u" Au + high performance lubricant
3	5u" Au + high performance lubricant
5	1.27uM/50u" GXT

NOTE: PLEASE CHECK FOR AVAILABILITY, NOT ALL OPTIONS AVAILABLE.



NOTES:

- MATERIAL:
-PLASTIC HSG: POLYESTER 30 % G. F., UL 94V-0, COLOR: BLACK
-CONTACT SPRING WIRE: PHOSPHOR BRONZE ALLOY 510
IN ACCORDANCE WITH ASTM B-159, 0.460mm/.018in DIA ROUND WIRE, SEE TABLE.
- FOR VISUAL, MECHANICAL, AND FUNCTIONAL REQUIREMENTS, SEE PRODUCT SPECIFICATION: BUS-12-068
- THIS PRODUCT COMPLIES WITH FCC PART 68 DIMENSION, TOLERANCE AND PLATING REQUIREMENT.
- UNLESS OTHERWISE SPECIFIED, PRODUCT IS PACKED IN TUBE PER COMPANY PKG SPEC. BUS-14-164.
- COMPANY LOGO LOCATED IN THIS AREA.
- LF SUFFIX AT THE END OF PART NUMBER IS LEAD FREE.
- THE HOUSING WILL WITHSTAND EXPOSURE TO 260°C PEAK TEMPERATURE FOR 15 SECONDS IN A WAVE SOLDER APPLICATION WITH A 1.5mm MINIMUM THICK CIRCUIT BOARD. SEE APPLICATION NOTES/ PROCEDURES IF THEY ARE AVAILABLE.
- THIS PRODUCT MEETS EUROPEAN UNION DIRECTIVES AND OTHER COUNTRY REGULATION AS DESCRIBED IN GS-22-008
- PLATING OPTIONS: MAY BE EITHER GOLD OR GXT PLATED AT MANUFACTURER'S OPTION.

mat'l. code	surface ISO1302 ✓	tolerance ISO1101 ISO406	projection ⑧	product family MOD JACK
ltr ecn nodr	date	tolerances unless otherwise specified	mm	title
E V10414 BKB	1/23/01	0.X±0.3	mm	3-IN-1 GANG JACK
F V03-1103 PJ	10/22/03	0.XX±0.15	scale 2.0	SOLID PEG (4P+4P+6P)
G M05-0066 ERE	04/15/05	0.XXX±0.05		
H N08-0273 SH MMD	12/23/08	dr K.CHOU	10/5/92	dwg no
J ELX-N-010683 SH MMD	3/14/12	engr TONY CHEN	10/5/92	sheet 2 of 2
		chr TONY CHEN	10/5/92	size
		appd JENN TSAO	10/5/92	A4
sheet	revision			type Product Customer Drawing
index	sheet			